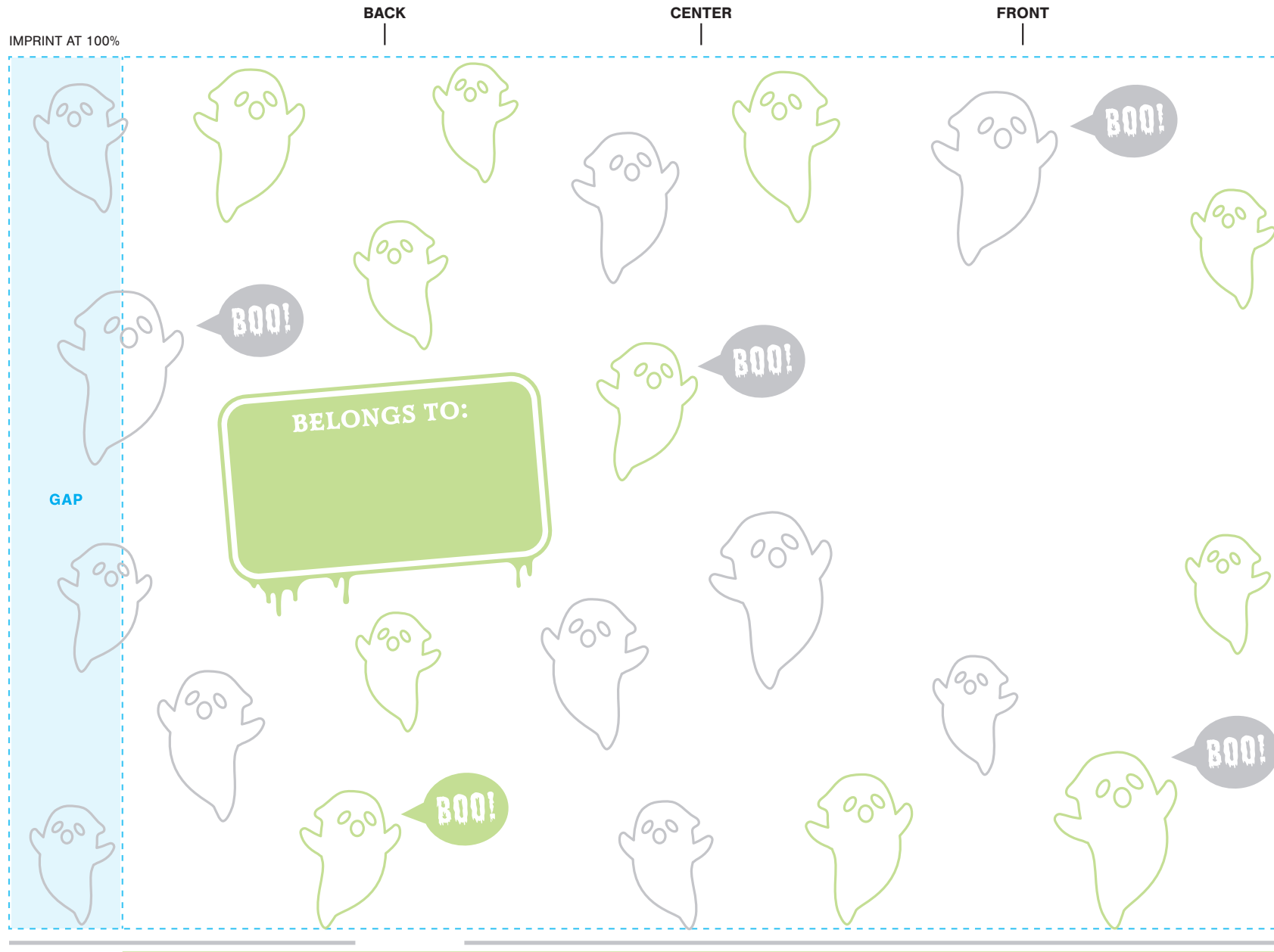




INSTRUCTIONS:

- 1) OPEN TEMPLATE IN ADOBE ILLUSTRATOR OR YOUR PREFERRED GRAPHICS EDITOR.
- 2) PLACE YOUR LOGO AND/OR TEXT IN THE DESIGNATED AREA.
- 3) MAKE YOUR COLOR ADJUSTMENTS.
- 4) SUBMIT YOUR FINAL DESIGN TO OUR VIRTUALS TEAM FOR REVISION AND VIRTUAL MOCK-UPS.



STANDARD IMPRINT

DESIGNATE PMS # TO CORRESPONDING COLOR #
USE PMS COLORS ONLY AND OUTLINE ALL FONTS

-  COLOR #1
PMS 428
-  COLOR #2
PMS 7486

FONT(S) IN DESIGN*

SHLOP
MR DARCY
BOLD

*ALL FONTS CAN BE FOUND AT ADOBE.COM
OR THROUGH ADOBE'S CREATIVE CLOUD.
FONTS COPYRIGHT © ADOBE.